


Heated  
Draw Tube

Single tank penetration, uses existing tank opening, use with or without a return line.



Prevents Gelling by warming the oil and promoting natural convection in the tank.

Always pulls the warmest oil first

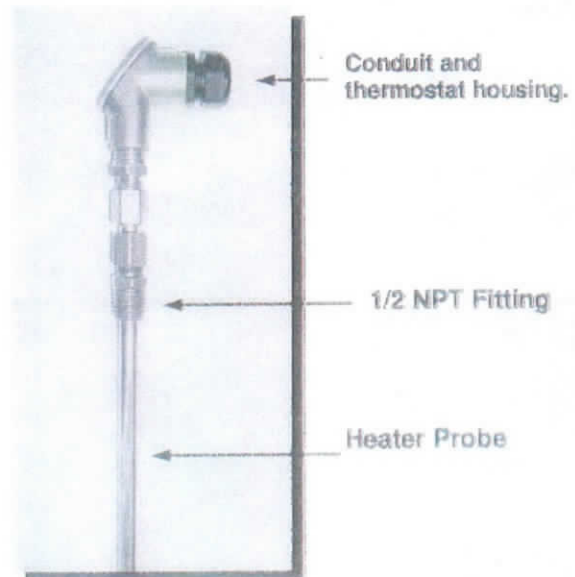
Introducing...

## Heated Draw Tube and Tank Heater:

No Heat Calls? Tank Gel Problems? Not Anymore!

### Features and Benefits:

- ◆ Prevents the oil from gelling Heating oil can gel at temperatures as high as 10 degrees. The heater comes on automatically when the outside air temperature falls below 50 F.
- ◆ Installs in Minutes The heater is installed in any available tank top opening. A pipe wrench is all that's needed.
- ◆ Rugged Construction All wetted parts are made from super corrosion resistant 6063 aluminum alloy.
- ◆ Automatic Shut Off To prevent overheating the heater will turn off whenever the oil level in the tank falls below the end of the heater tube.



UL Recognized

**RollieSystems**

Tank Gauging, Heaters and Accessories

Rollie Systems 4 Connors Street Gardner, MA USA 01440 [www.rolliesystems.com](http://www.rolliesystems.com) (978) 297-0332


## Product Features and Specifications

The Rollie electric tank and draw tube heater is designed to heat number 2 heating oil in outdoor residential storage tanks. Because the heater is the draw tube it ensures that the warmest oil is always where you need it, at the draw tube...

### How it works:

- ◆ The heater tube is installed in any available 2" tank fitting. (Other Adapters Available).
- ◆ When the temperature falls below 50 degrees F the heater will turn on.
- ◆ Heat is applied to the oil in the tank by the heater assembly. As the oil nearest the tank heater warms up it naturally rises in the tank. Colder oil now flows into the space left by the warmer oil and it begins to warm. This cycle continues as long as heat is supplied to the oil.
- ◆ Since the tank heater is part of the draw tube you not only keep the oil from gelling you also pull the warmest oil to the burner which naturally helps pre-vent outside lines from freezing. A win win situation!

### Oil Flow Schematic:



## Rollie Electric Tank and Draw Tube Heater

### Specifications

#### Heater Probe

- ◆ Internal heater element provides 20 watts of heating power.

#### Power Consumption

- ◆ Less than 800 mA at 100% Duty Cycle

#### Duplex Tank Adapters

- ◆ 2 inch NPT (1-1/2 inch NPT available if no return line required).

#### Wetted Materials

- ◆ All immersed parts are made from super corrosion resistant 6063 aluminum alloy

### Heater and Draw Tube Assembly



Standard sizes are 27 and 44 inches. Other lengths available. Order DTH-xx where xx = length in inches.

**RollieSystems**

Tank Gauging, Heaters and Accessories

Rollie Systems 4 Connors Street Gardner, MA USA 01440 [www.rolliesystems.com](http://www.rolliesystems.com) (978) 297-0332